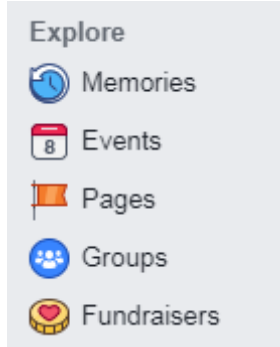


Here are the directions to create a Facebook Fundraiser!

1. On the left hand side of your news feed, you will see a column of groups and activities.



Click on Fundraisers to open a new fundraiser.

2. It will then take you to a new page to start creating your fundraiser!



Create a fundraiser for yourself or someone else, or another cause that's important to you.



Medical expenses



Education



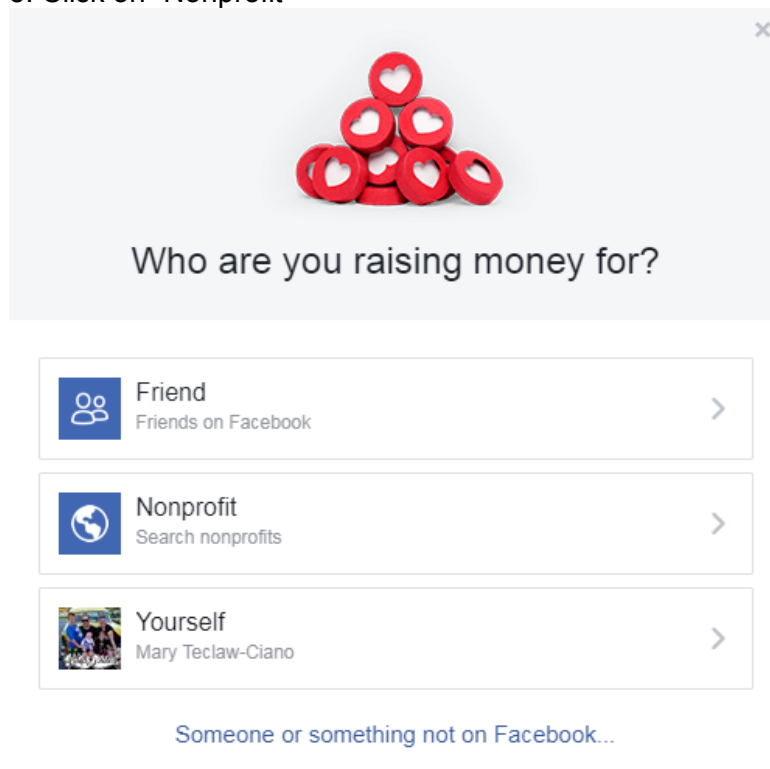
Nonprofits and more

Raise Money



Click on "Raise Money" to begin!

3. Click on "Nonprofit"

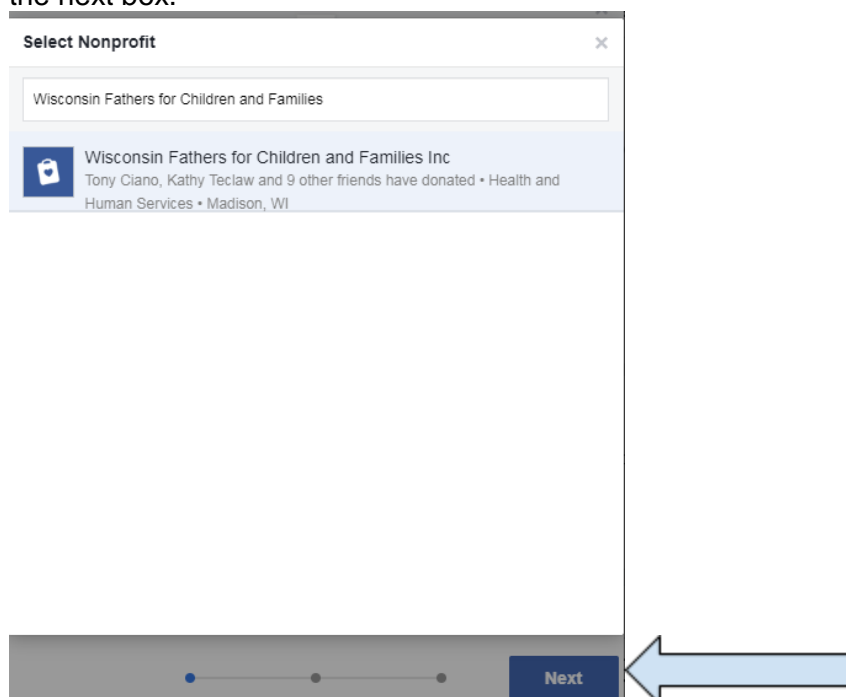


Who are you raising money for?

- Friend
Friends on Facebook
- Nonprofit
Search nonprofits
- Yourself
Mary Teclaw-Ciano

Someone or something not on Facebook...

4. Type in "Wisconsin Fathers for Children and Families" in the text box. The selection will appear, select Wisconsin Fathers for Children and Families Inc. It will automatically take you to the next box.



Select Nonprofit

Wisconsin Fathers for Children and Families

Wisconsin Fathers for Children and Families Inc
Tony Ciano, Kathy Teclaw and 9 other friends have donated • Health and Human Services • Madison, WI

Next

5. Fill out the required fields and click Next.

Let's start with the basics

Who are you raising money for?

Wisconsin Fathers for Children and Families Inc

Network for Good will distribute donations to Wisconsin Fathers for Children and Families Inc within 45-75 days after a donation, depending on enrollment. [Learn more.](#)

How much money do you want to raise? ⓘ

200 USD

When should your fundraiser end? ⓘ

Feb 15, 2019

Fundraisers are Public, so anyone on or off Facebook can see them. Only people on Facebook can donate.

Progress bar: 1 of 3 steps completed. **Next** button highlighted with two blue arrows pointing left.

6. Tell your story. Write a narrative as to why you choose WFCF as your fundraiser and how this group has impacted you and your family. Make it sentimental and personal. Click Next.

Tell your story

What's the title of your fundraiser? ⓘ

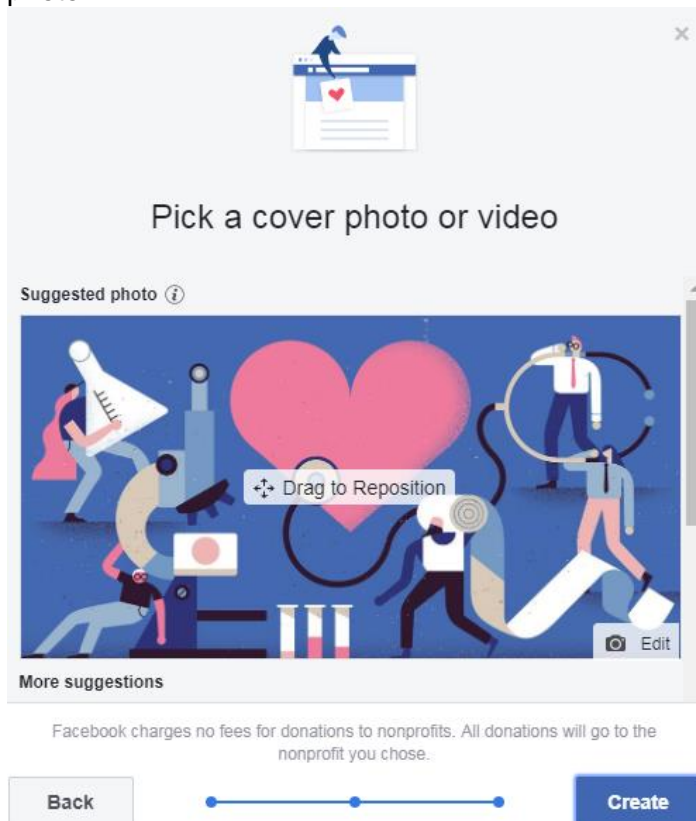
Mary's fundraiser for Wisconsin Fathers for Children and Families Inc

Why are you raising money? ⓘ

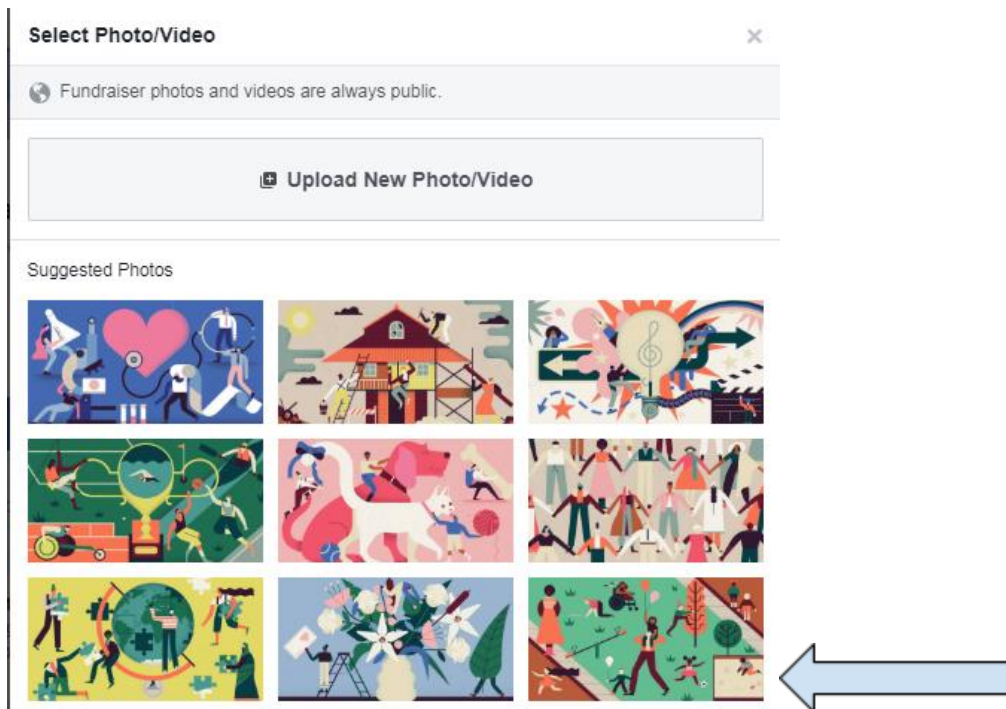
Want to join me in supporting a good cause? I'm raising money for Wisconsin Fathers for Children and Families Inc and your contribution will make an impact, whether you donate \$5 or \$500. Every little bit helps. Thank you for your support.

Progress bar: 2 of 3 steps completed. **Next** button highlighted, **Back** button visible.

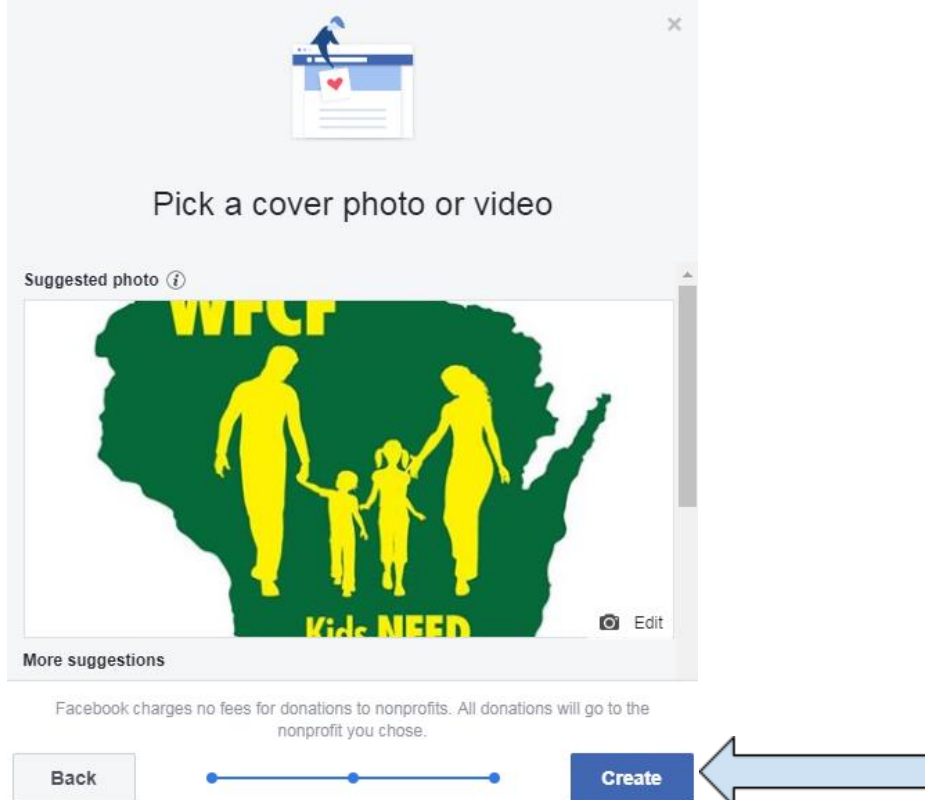
7. Choose a cover photo or video. We suggest using the WFCF Logo below. Right click on the WFCF logo to save to your computer, then click “Edit” in the lower right corner to change the photo.



8. Click “Upload New Photo/Video.” Select the WFCF logo that you have saved to your computer.



9. Click the logo to drag and position the logo to where you want it. Then click “Create”.



10. Now is where you publish to your news feed and invite your family and friends to donate!



Congratulations, your fundraiser has been published!
Now it's time to raise money:



Invite your friends

Build momentum by connecting friends to your fundraiser. People who invite friends are 4 times more likely to reach their goal.



Share in News Feed

Share your story to let friends know why this nonprofit is important to you, and why they should donate.



Donate to Your Fundraiser

Other people are more likely to donate when they see that someone has already contributed. It also shows your commitment to helping the cause.

Get Started



11. Once you have completed your fundraiser, and WFCF has received the donation check from Facebook you will now have a lifetime membership to WFCF! Thank you for your choice in supporting WFCF!